


FUSEHOLDERS

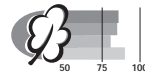
Panel mount

FEU

for  5 × 20 / 6,3 × 32 mm

**Fuseholder
Type FEU**

front side
fixing nut fastening
shocksafe category PC2

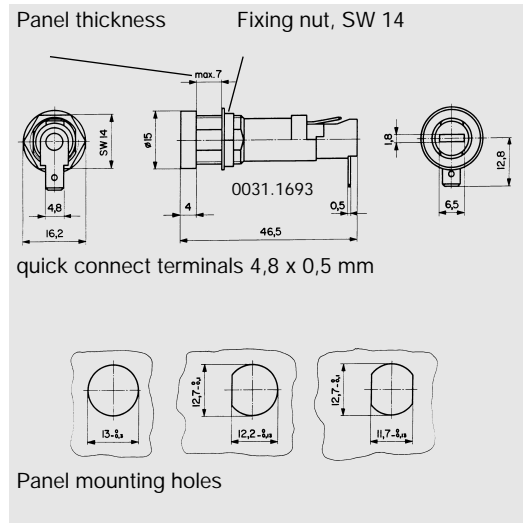


- bayonet type fuse carrier, slotted
- quick-connect terminals 4,8 x 0,5 mm
- degree of protection IP 40 from front side, according to IEC 60529
- suitable for equipment with protection classes I and II according to IEC 60536

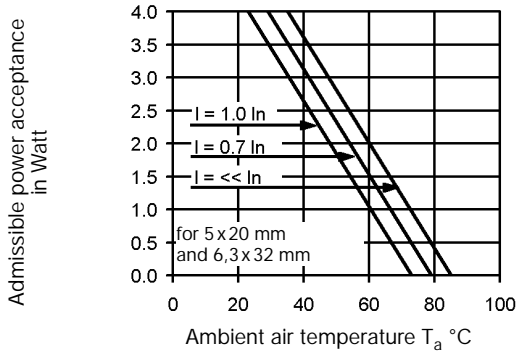
Technical data

- Rated voltage: 250 V
- Rated current: 10 A
- Rated power acceptance at ambient air temperature T_a 23 °C for fuse links
5 x 20: 4 W/6,3 x 32: 4 W
- Power acceptance at higher T_a : see derating curves
Take note of the information on pages 215–219
- Allowable ambient air temperatures T_a for accessible parts: -40 °C to +85 °C
- Contact resistance: 5 mΩ
- Dielectric strength: > 4 kV, 50 Hz, 1 Min.*
- Insulation resistance (500 V DC/1 Min): > 103 MΩ
- Torque/Fixing nut: max. 1,2 Nm
- Materials
socket: thermoplastic, UL 94 V-0
fuse carrier: thermoplastic, UL 94 V-0






* between metal mounting plate and live parts



Derating curve



Approvals, Patents

	SEV (10 A/250 V)		UL (20 A/250 V)
	VDE (10 A/250 V)		CSA (16 A/250 V)
	SEMKO (10 A/250 V)		

Patents in U.S. (No. 4,072,385) and in further countries

Standards

IEC 60127-6
EN 60127-6
UL 512, CSA C22.2-39

Order No.	socket and fuse carrier must be ordered separately	suitable for fuse-links
0031.1693	Socket, black	5 x 20 and 6,3 x 32 mm
0031.1694	Socket, black, straight end terminal	6,3 x 32 mm


Order Numbers with fuse carrier (example: FEU 0031.1699 = fuseholder FEU 0031.1693 and fuse carrier FEK 0031.1666 packaged together)				
Fuse carrier	FEK 0031.1666 bayonet/grey for 6,3 x 32 mm fuse-links	FEK 0031.1663 bayonet/black for 5 x 20 mm fuse-links	FEK 0031.1667 fingerrip/black for 6,3 x 32 mm fuse-links	FEK 0031.1741 fingerrip/black for 5 x 20 mm fuse-links
FEU 0031.1693	FEU 0031.1699	FEU 0031.1706	FEU 0031.1761	FEU 0031.1762
FEU 0031.1694	FEU 0031.1764			

Accessories see page 183

FUSEHOLDERS

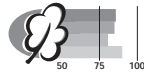
Panel mount

FEU

for  5 × 20 / 6,3 × 32 mm

Fuseholder Type FEU

front side
fixing nut fastening
shocksafe category PC2

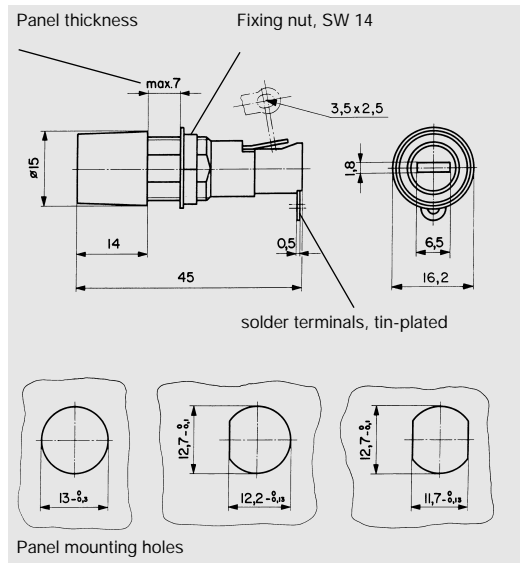


- bayonet type fuse carrier, slotted
- solder terminals, tin plated
- degree of protection IP 40 from front side, according to IEC 60529
- suitable for equipment with protection classes I and II according to IEC 60536

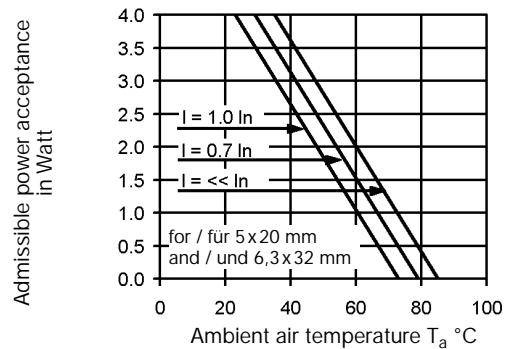
Technical data

- Rated voltage: 250 V
- Rated current: 10 A
- Rated power acceptance at ambient air temperature T_a 23 °C for fuse links
5 x 20: 4 W/6,3 x 32: 4 W
- Power acceptance at higher T_a : see derating curves
Take note of the information on pages 215–219
- Allowable ambient air temperatures T_a for accessible parts: -40 °C to +85 °C
- Contact resistance: 5 m Ω
- Dielectric strength: > 4 kV, 50 Hz, 1 Min.*
- Insulation resistance (500 V DC/1 Min): > 10³ M Ω
- Torque/Fixing nut: max. 1,2 Nm
- Materials
socket: thermoplastic, UL 94 V-0
fuse carrier: thermoplastic, UL 94 V-0






* between metal mounting plate and live parts



Derating curve



Approvals, Patents

 SEV	(10 A/250 V)	 UL	(20 A/250 V)
 VDE	(10 A/250 V)	 CSA	(16 A/250 V)
 SEMCO	(10 A/250 V)		

Standards

IEC 60127-6
EN 60127-6
UL 512, CSA C22.2-39

Patents in U.S. (No. 4,072,385) and in further countries

Order No. [socket and fuse carrier must be ordered separately](#)

0031.1653 [Socket, black](#)

[suitable for fuse-links](#)

5 x 20 [and](#) 6,3 x 32 mm

Order Numbers with fuse carrier (example: FEU 0031.1659 = fuseholder FEU 0031.1653 and fuse carrier FEK 0031.1666 packaged together)


Fuseholder	Fuse carrier	FEK 0031.1666 bayonet/grey for 6,3 x 32 mm fuse-links	FEK 0031.1663 bayonet/black for 5 x 20 mm fuse-links	FEK 0031.1667 fingergrasp/black for 6,3 x 32 mm fuse-links	FEK 0031.1741 fingergrasp/black for 5 x 20 mm fuse-links
FEU 0031.1653	FEU 0031.1659		FEU.0031.1751	n/a	n/a

Accessories see page 183

FUSEHOLDERS

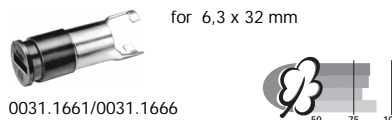
Panel mount

FEU

for  5 × 20 / 6,3 × 32 mm

**Fuseholder
Type FEU**

front side
fixing nut fastening
shocksafe category PC2

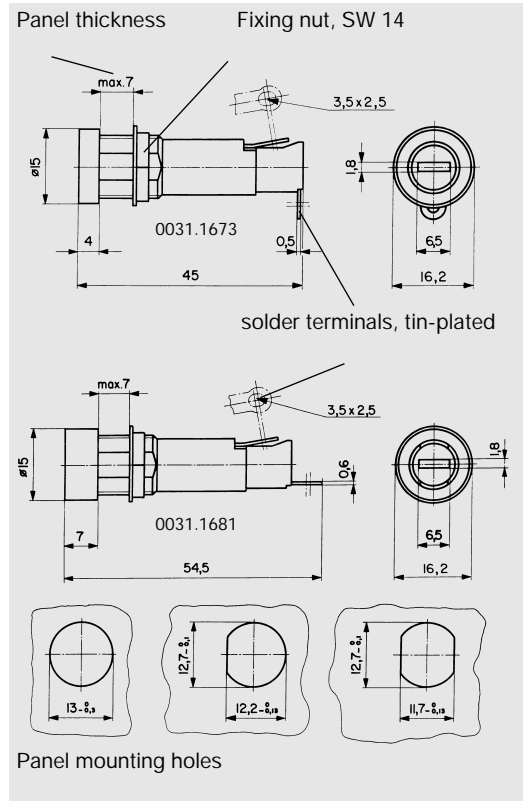


- bayonet type fuse carrier, slotted
- the FEU-version with recessed fuse carrier meets tool-only accessibility requirements of medical equipment standards
- solder terminals, tin plated
- degree of protection IP 40 from front side, according to IEC 60529
- suitable for equipment with protection classes I and II according to IEC 60536

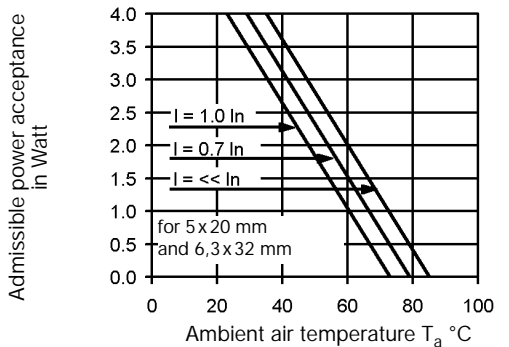
Technical data

- Rated voltage: 250 V
- Rated current: 10 A
- Rated power acceptance at ambient air temperature T_a 23 °C for fuse links
5 x 20: 4 W/6,3 x 32: 4 W
- Power acceptance at higher T_a : see derating curves
Take note of the information on pages 215–219
- Allowable ambient air temperatures T_a for accessible parts:
–40 °C to +85 °C
- Contact resistance: 5 mΩ
- Dielectric strength: > 4 kV, 50 Hz, 1 Min.*
- Insulation resistance (500 V DC/1 Min): > 103 MΩ
- Torque/Fixing nut: max. 1,2 Nm
- Materials
socket: thermoset and thermoplastic, UL 94 V-0
fuse carrier: thermoplastic, UL 94 V-0






* between metal mounting plate and live parts



Derating curve



Approvals, Patents

- | | | | |
|---|--------------|---|--------------|
|  SEV | (10 A/250 V) |  UL | (20 A/250 V) |
|  VDE | (10 A/250 V) |  CSA | (16 A/250 V) |
|  SEMKO | (10 A/250 V) | | |

Patents in U.S. (No. 4,072,385) and in further countries

Standards

- IEC 60127-6
- EN 60127-6
- UL 512, CSA C22.2-39

Order No.	socket and fuse carrier must be ordered separately	suitable for fuse-links
0031.1673	Socket, black, Thermoset and thermoplastic	5 x 20 and 6,3 x 32 mm
0031.1681	Socket, black, for recessed fuse carrier	6,3 x 32 mm

Order Numbers with fuse carrier (example: FEU 0031.1680 = fuseholder FEU 0031.1673 and fuse carrier FEK 0031.1666 packaged together)					
Fuse carrier	Fuseholder	FEK 0031.1666 bayonet/grey for 6,3 x 32 mm fuse-links	FEK 0031.1663 bayonet/black for 5 x 20 mm fuse-links	FEK 0031.1667 fingergrasp/black for 6,3 x 32 mm fuse-links	FEK 0031.1741 fingergrasp/black for 5 x 20 mm fuse-links
	FEU 0031.1673	FEU 0031.1680	FEU 0031.1753	FEU 0031.1755	FEU 0031.1756
	FEU 0031.1681	FEU 0031.1758	FEU 0031.1757	n/a	n/a

Accessories see page 183

**Fuseholder
Type FEU**

front side
fixing nut fastening
shocksafe category PC2



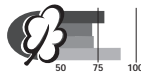
0031.1801



0031.1811
for 5 x 20 mm



0031.1812
for 6,3 x 32 mm



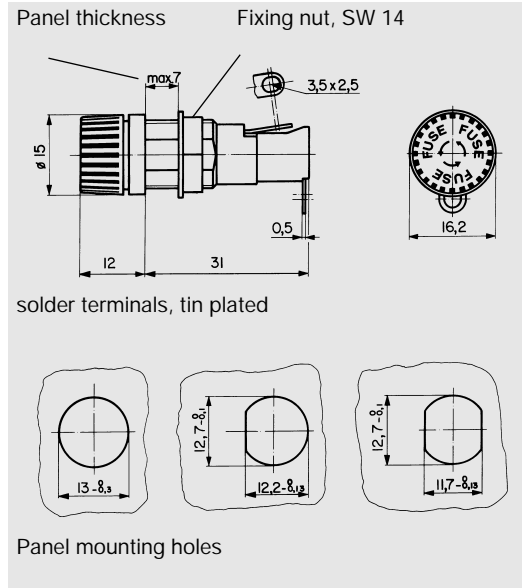
Finger grip fuse carriers

- bayonet type fuse carrier, finger grip
- solder terminals, tin plated
- degree of protection IP 40 from front side, according to IEC 60529
- suitable for equipment with protection classes I and II according to IEC 60536

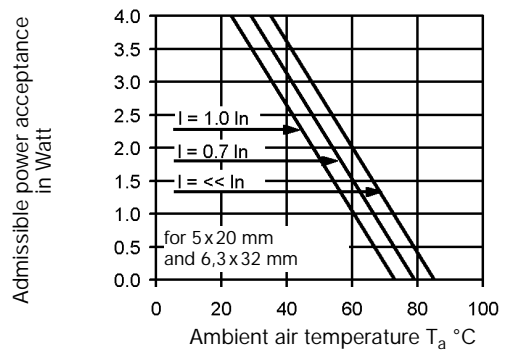
Technical data

- Rated voltage: 250 V
- Rated current: 10 A
- Rated power acceptance at ambient air temperature T_a 23 °C for fuse links
5 x 20: 4 W/6,3 x 32: 4 W
- Power acceptance at higher T_a : see derating curves
Take note of the information on pages 215–219
- Allowable ambient air temperatures T_a for accessible parts: -40 °C to +85 °C
- Contact resistance: 5 mΩ
- Dielectric strength: > 4 kV, 50 Hz, 1 min.*
- Insulation resistance (500 V DC/1 Min): > 10³ MΩ
- Torque/Fixing nut: max. 1,2 Nm
- Materials
socket: thermoset, UL 94 V-0
fuse carrier: thermoplastic, UL 94 V-0

* between metal mounting plate and live parts








Derating curve



Standards

IEC 60127-6
EN 60127-6
UL 512, CSA C22.2-39

Approvals, Patents

	SEV (10 A/250 V)		UL (20 A/250 V)
	VDE (10 A/250 V)		CSA (16 A/250 V)
	SEMKO (10 A/250 V)		

Patents in U.S. (No. 4,072,385) and in further countries

Order No.	socket and fuse carrier must be ordered separately	suitable for fuse-links
0031.1801	Socket, black	5 x 20 and 6,3 x 32 mm

Order Numbers with fuse carrier (example: FEU 0031.1804 = fuseholder FEU 0031.1801 and fuse carrier FEK 0031.1812 packaged together)

Fuse carrier	FEK 0031.1812 bayonet/grey for 6,3 x 32 mm fuse-links	FEK 0031.1811 bayonet/black for 5 x 20 mm fuse-links	FEK 0031.1667 finger grip/black for 6,3 x 32 mm fuse-links	FEK 0031.1741 finger grip/black for 5 x 20 mm fuse-links
Fuseholder				
FEU 0031.1801	FEU 0031.1804	FEU.0031.1803	n/a	n/a

Accessories see page 183